Laboratory 1 - Saturated Hydraulic Conductivity

Group:
Name:

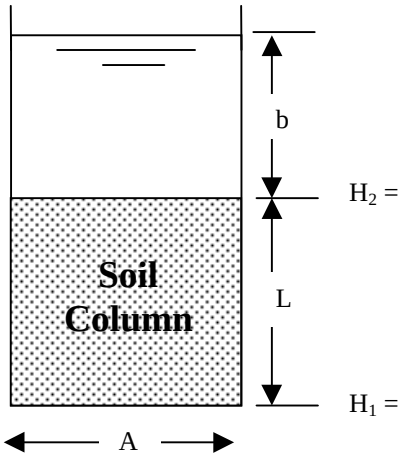

b =	cm
L =	cm
A =	cm^2

	t	V		t	V
unit					
1			21		
2			22		
3			23		
4			24		
5			25		
6			26		
7			27		
8			28		
9			29		
10			30		
11			31		
12			32		
13			33		
14			34		
15			35		
16			36		
17			37		
18			38		
19			39		
20			40		

Other Useful Data or Information:

Group:
Name:

Laboratory 2 - worksheet 1

Date	Applied Pressure	Core #		Core #		Initials	Comments
		Water Level in Burette	Adjusted (Y/N)	Water Level in Burette	Adjusted (Y/N)		

Group:
Name:

Laboratory 2 - worksheet 2

Soil Sample #	
Mass of soil core with ring before dried (g)	
Mass of soil core with ring after dried (g)	
Mass of ring (g)	
Radius of soil core (cm)	
Height of soil core (cm)	

Soil Sample #	
Mass of soil core with ring before dried (g)	
Mass of soil core with ring after dried (g)	
Mass of ring (g)	
Radius of soil core (cm)	
Height of soil core (cm)	

Lab 7 Infiltration into Field Soils - Worksheet

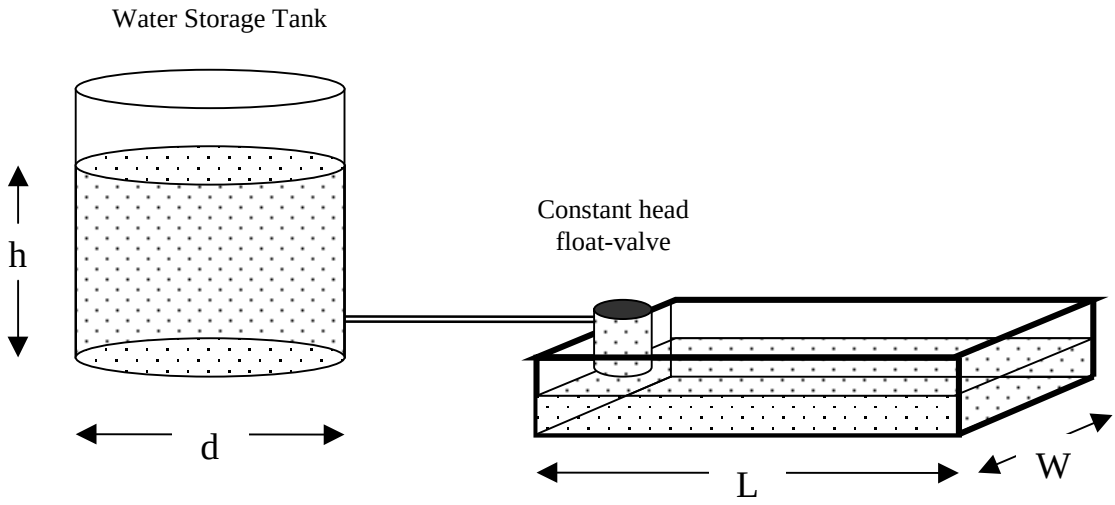

	Dry Ring	Wet Ring
Tank diameter (d)		
Width (L)		
Length (W)		

Data and other information:

Dry Ring		Wet Ring	
Time [min]	Water Level (h) [cm]	Time [min]	Water Level (h) [cm]

Group:
Name:

Laboratory 8 - Worksheet

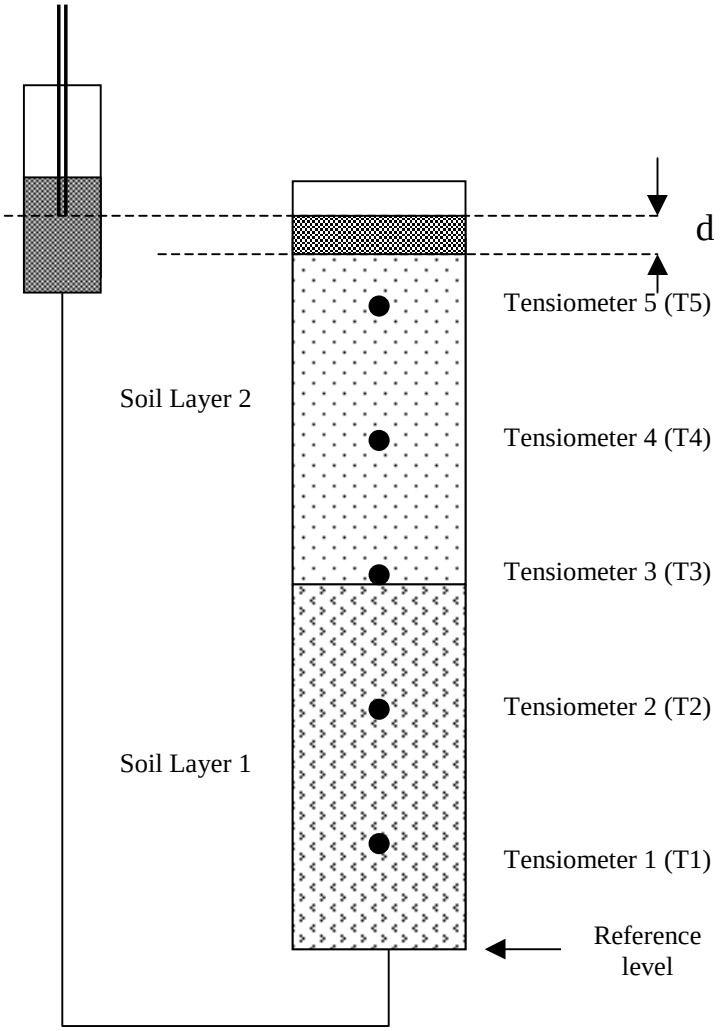

Setup and Case 1:

Soil Type	
Layer 1	
Layer 2	
Soil Depth / Height (cm)	
Layer 1	
Layer 2	
Height of tensiometer from reference level (cm)	
Tensiometer 1	
Tensiometer 2	
Tensiometer 3	
Tensiometer 4	
Tensiometer 5	
Depth of water pond (cm)	
d	

Other Data and Information:

Lab 8 worksheet for case 1

Group:
Name:

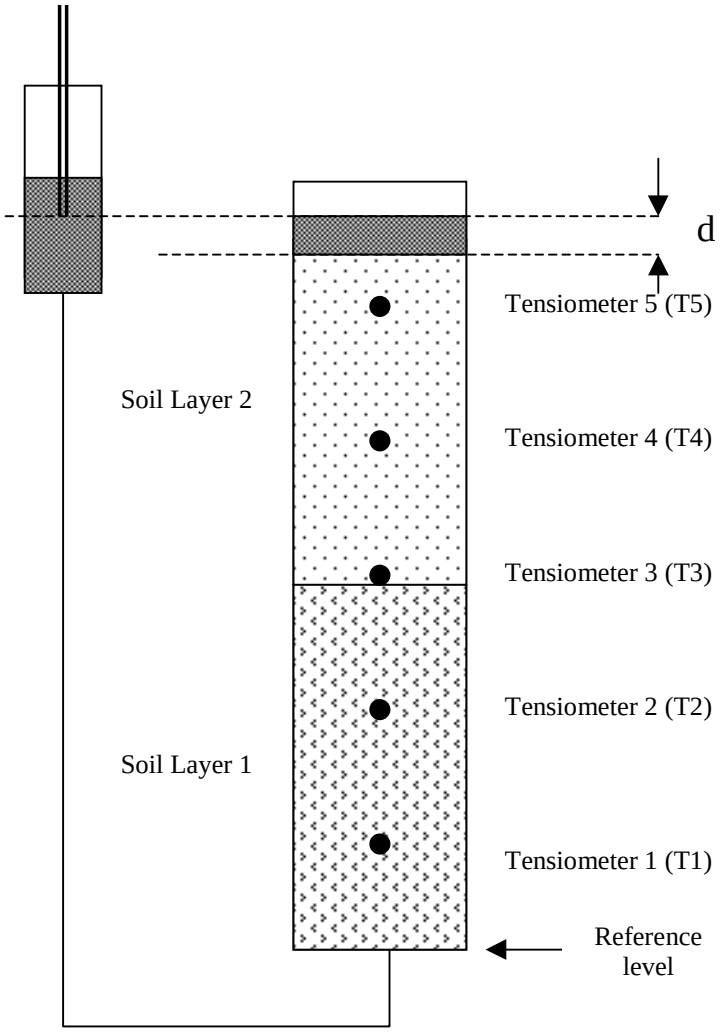

Date	T1	T2	T3	T4	T5	Operator	Comments

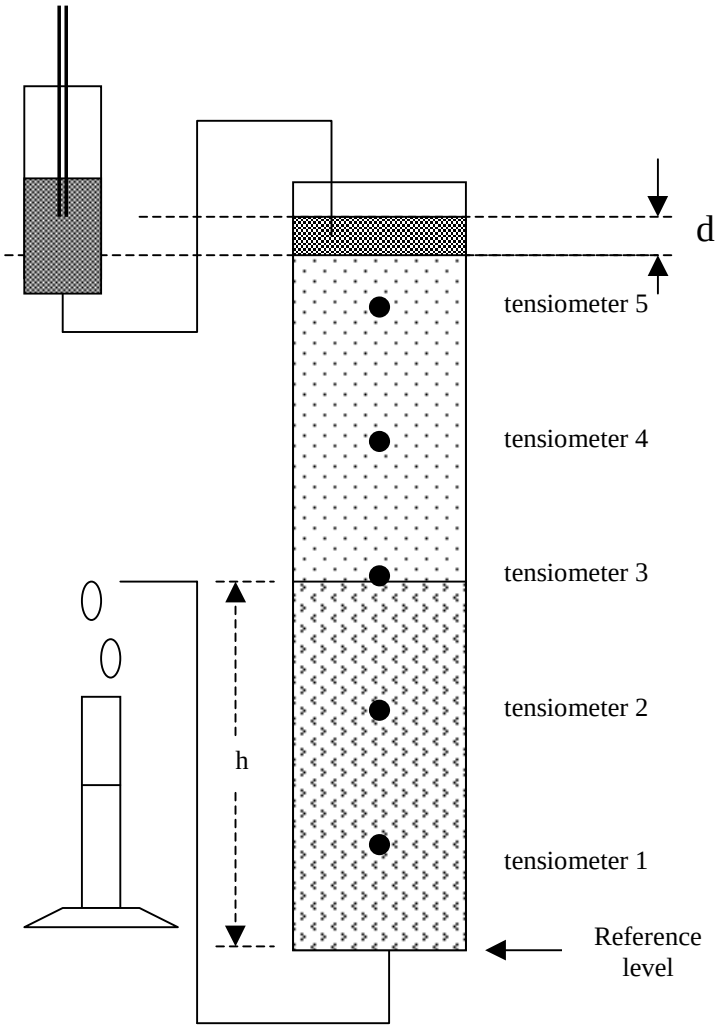

Case 2:

Depth of water pond (cm)			
d			
Height of water outlet from the reference level (cm)			
h			
Outflow rate measurement at steady state			
t	volume	t	volume
Final Manometer reading			
Manometer 1			
Manometer 2			
Manometer 3			
Manometer 4			
Manometer 5			

Data and other information

Lab 8 worksheet for case 2

Group:
Name:

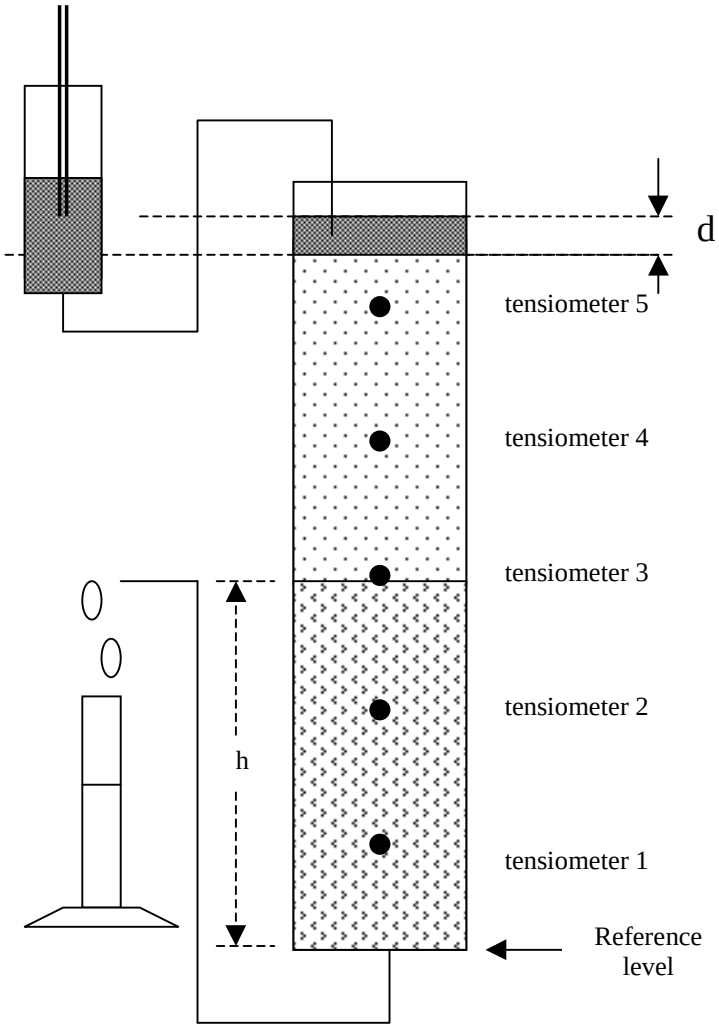

Date	T1	T2	T3	T4	T5	Operator	Comments

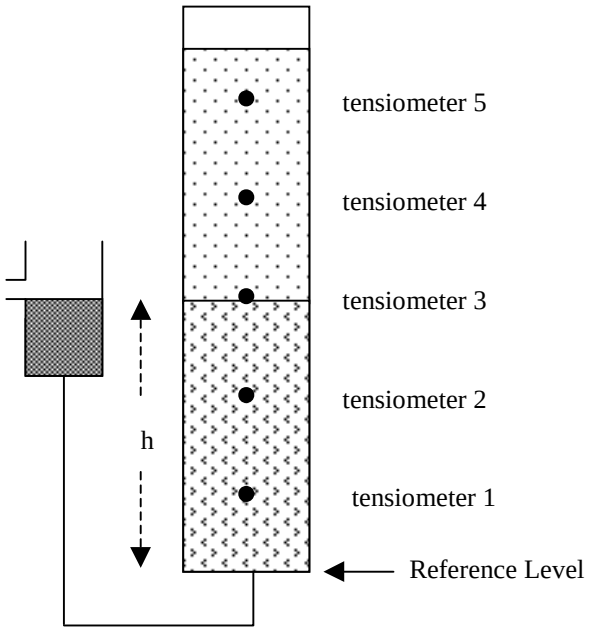

Case 3:

Height of water outlet from the reference level (cm)	
h	
Final Manometer reading	
Manometer 1	
Manometer 2	
Manometer 3	
Manometer 4	
Manometer 5	

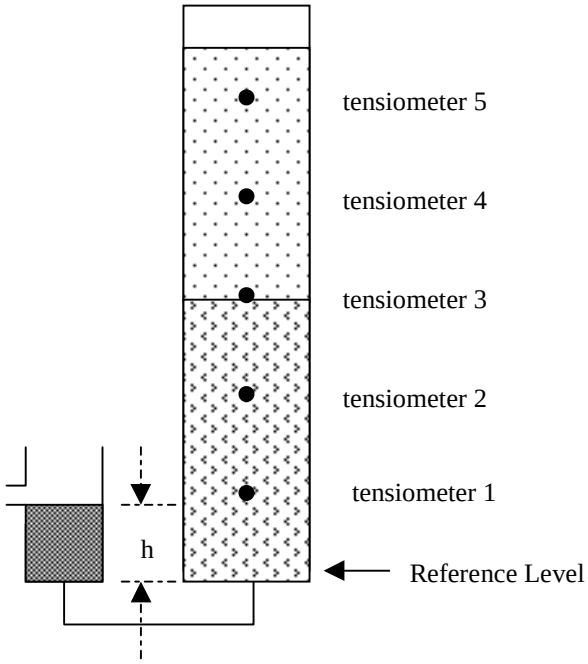

Case 4:

Height of water outlet from the reference level (cm)	
h	
Final Manometer reading	
Manometer 1	
Manometer 2	
Manometer 3	
Manometer 4	
Manometer 5	

Other Data and Information

Lab 8 worksheet for case 3

Group:
Name:

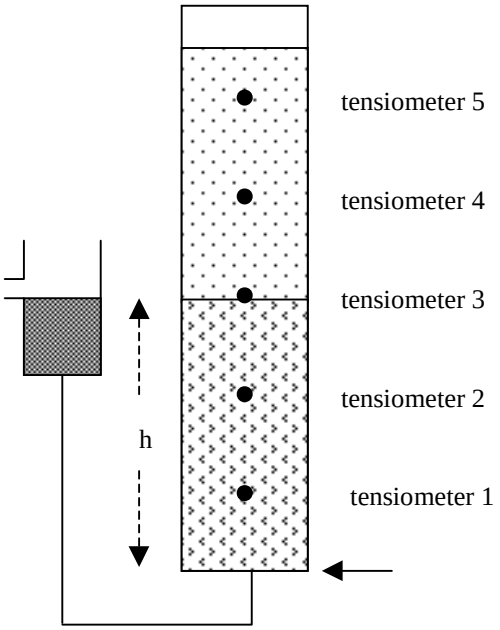

Date	T1	T2	T3	T4	T5	Operator	Comments

Lab 8 worksheet for case 4

Group:
Name:

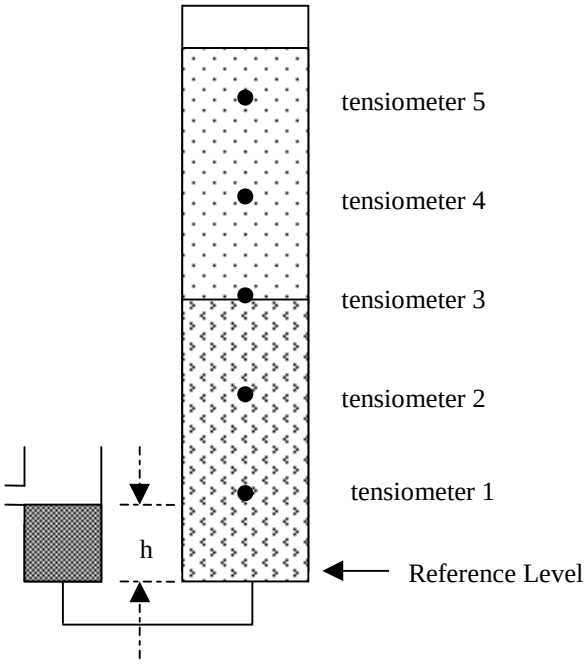

Date	T1	T2	T3	T4	T5	Operator	Comments